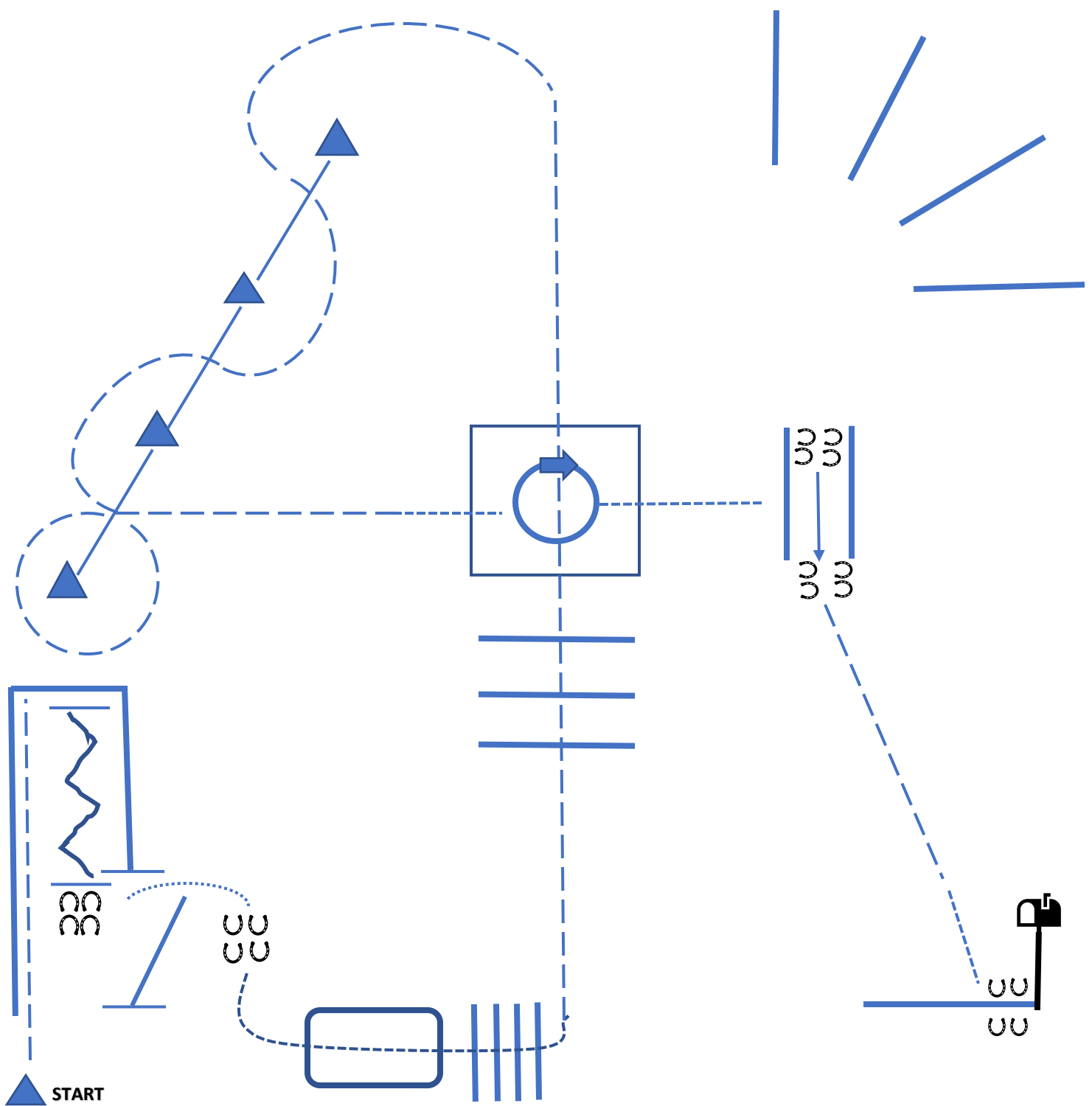


1. Jog into chute and back to gate.
2. Work gate right hand push.
3. Walk over bridge and poles.
4. Jog over poles and through box.
5. Lope right lead over poles as shown.
6. Jog over poles and into box.
7. Halt in box and perform 360° turn to the right
8. Walk out of box and jog over poles and around cones as shown.
9. Lope left lead over pole, through box and over poles as shown.
10. Extended jog to side pass pole.
11. Side pass pole left to mailbox, retrieve one envelope
12. Side pass pole right. **EXIT AT A WALK**

TUSS NOVEMBER 2022

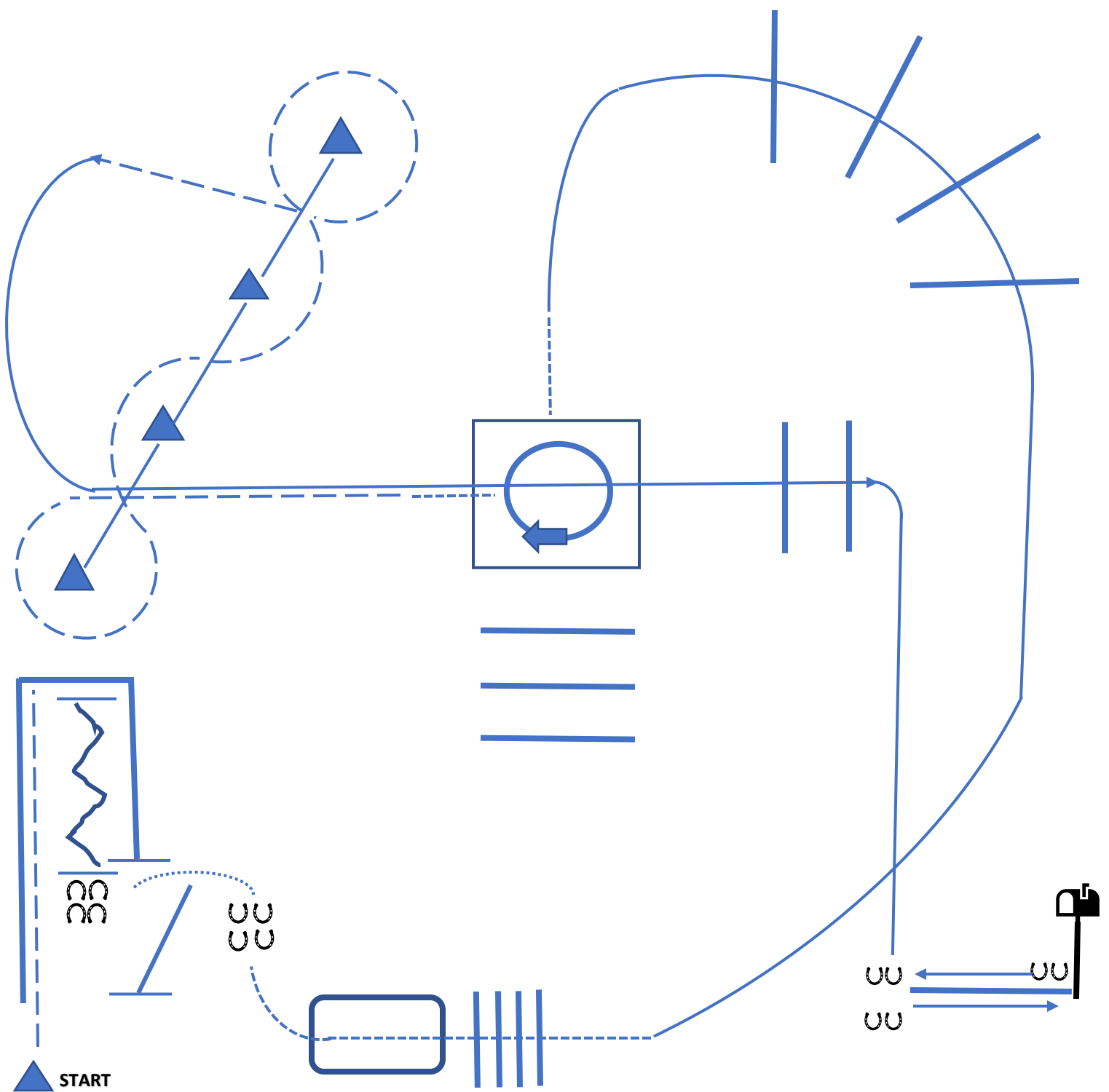
CLASS 79, OPEN



1. Jog into chute and back to gate.
2. Work gate right hand push.
3. Walk over bridge and poles.
4. Jog over poles and through box.
5. Jog over poles and around cones as shown.
6. Walk into box and perform 360° turn to the right.
7. Walk out of box, stop between poles as shown, side pass to the right out of poles.
8. Jog to mailbox, walk into position, retrieve one envelope

EXIT AT A WALK

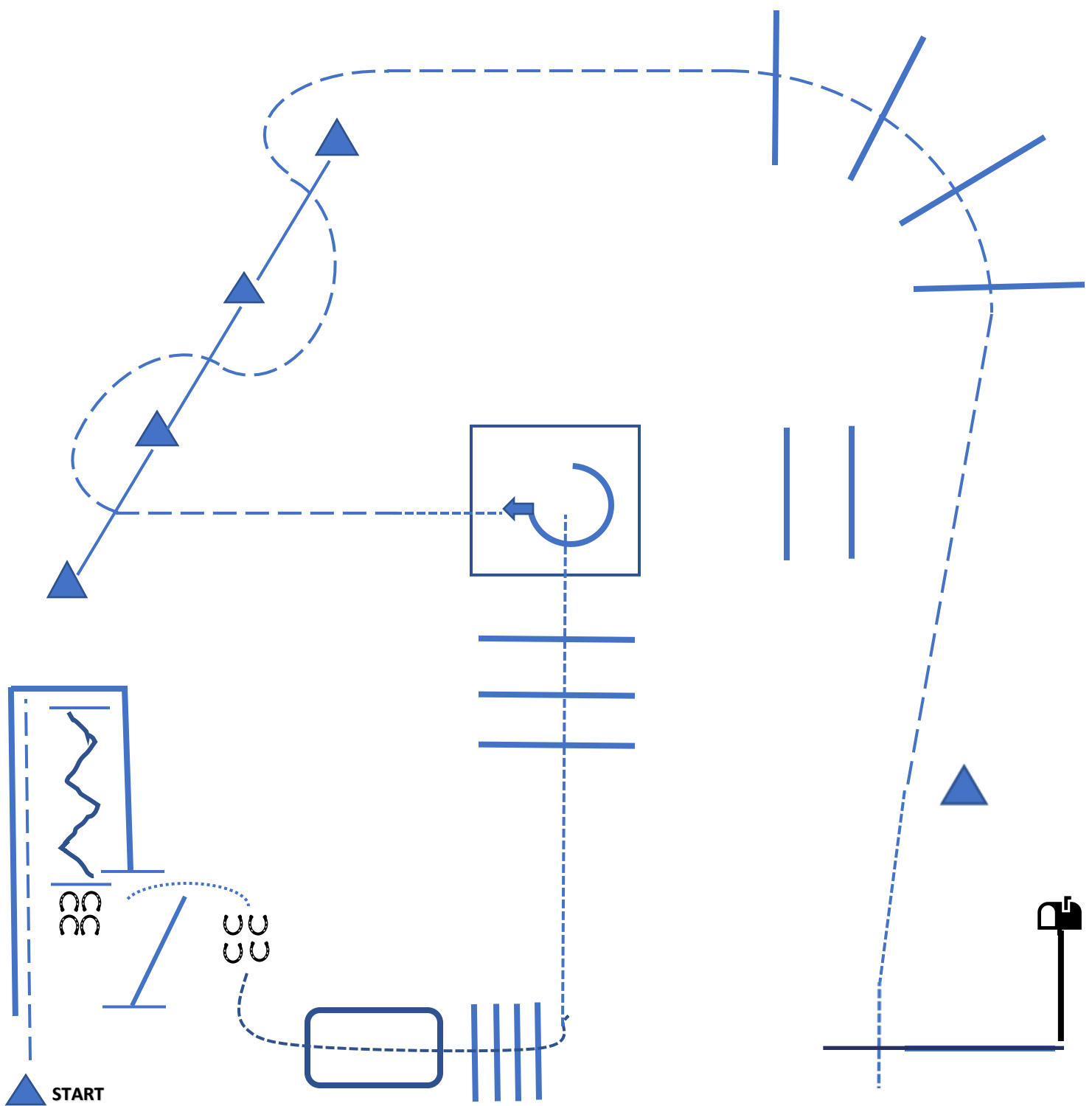
TUSS NOV 2022
 TRAIL
 CLASS 72, 18 & UNDER
 CLASS 73, 19 & OVER
 CLASS 74 OPEN



1. Jog into chute and back to gate.
2. Work gate right hand push.
3. Walk over bridge and poles.
4. Lope Left lead over poles as shown.
5. Walk into box, perform 450° turn to the right.
6. Walk out of box, jog over poles and around cones as shown.
7. Lope right lead over pole, through box and over poles as shown.
8. Side pass pole left to mail, retrieve one envelope
9. Side pass pole right.

EXIT AT A WALK

TUSS NOV 2022
 TRAIL
 CLASS 75 GREEN HORSE
 CLASS 76, NOVICE RIDER
 CLASS 77 18 & UN
 CLASS 78 19 & OVER



1. Jog into chute and back to gate.
2. Work gate right hand push.
3. Walk over bridge and poles.
4. Walk over poles and into box, perform 270° turn to the right.
5. Walk out of box and jog over poles and around cones as shown.
6. Jog poles as shown.
7. Walk over pole

EXIT AT A WALK

TUSS NOV 2022
 IN HAND, WALK ONLY AND
 WALK TROT
 CLASS 67 IN HAND
 CLASS 68 WALK ONLY*
 CLASS 69 W/T GREEN HORSE
 CLASS 70 W/T NOV RIDER
 CLASS 71 W/T 10 & UN

*Walk where it says jog

TUSS NOV 2022

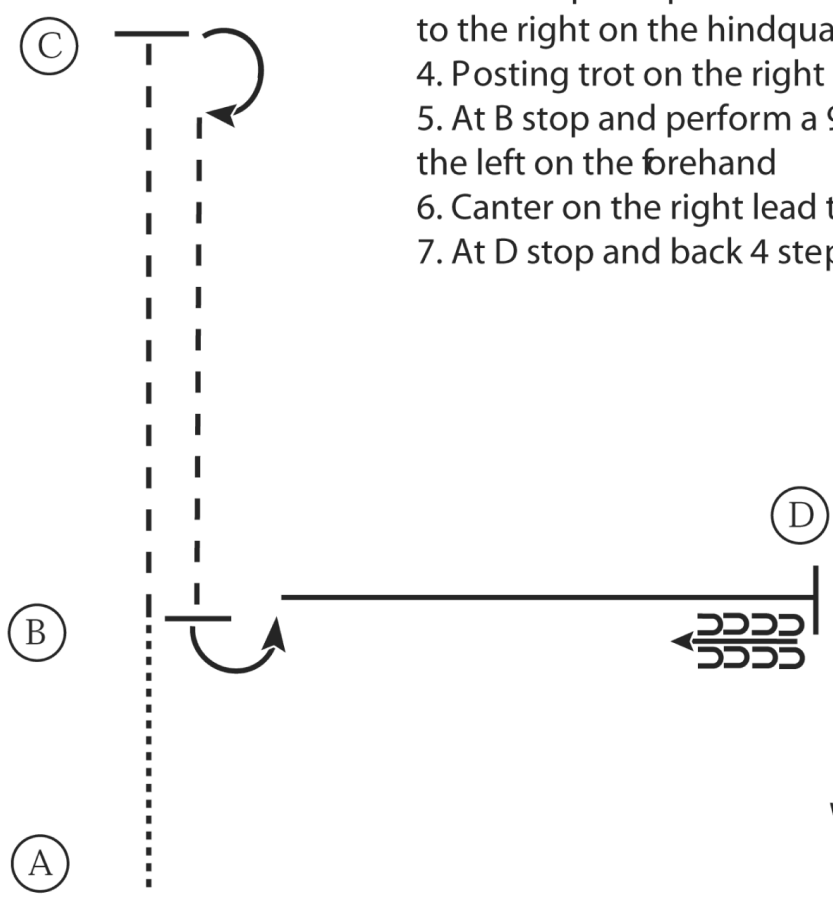
ENGLISH EQUITATION (OPEN)

Show Date: 11-05-2022

w w w . H o r s e S h o w P a t t e r n s . c o m

w w w . H o r s e S h o w P a t t e r n s . c o m

1. Walk A to B
2. At B posting trot on the left diagonal to C
3. At C stop and perform a 180 degree turn to the right on the hindquarters
4. Posting trot on the right diagonal to B
5. At B stop and perform a 90 degree turn to the left on the forehand
6. Canter on the right lead to D
7. At D stop and back 4 steps



Walk
Trot	-----
Extended Trot	-----
Canter	—————
Leg Yield	
Lead Change	↘
Back	←←←←
Marker	(B)
Sidepass	←←←←

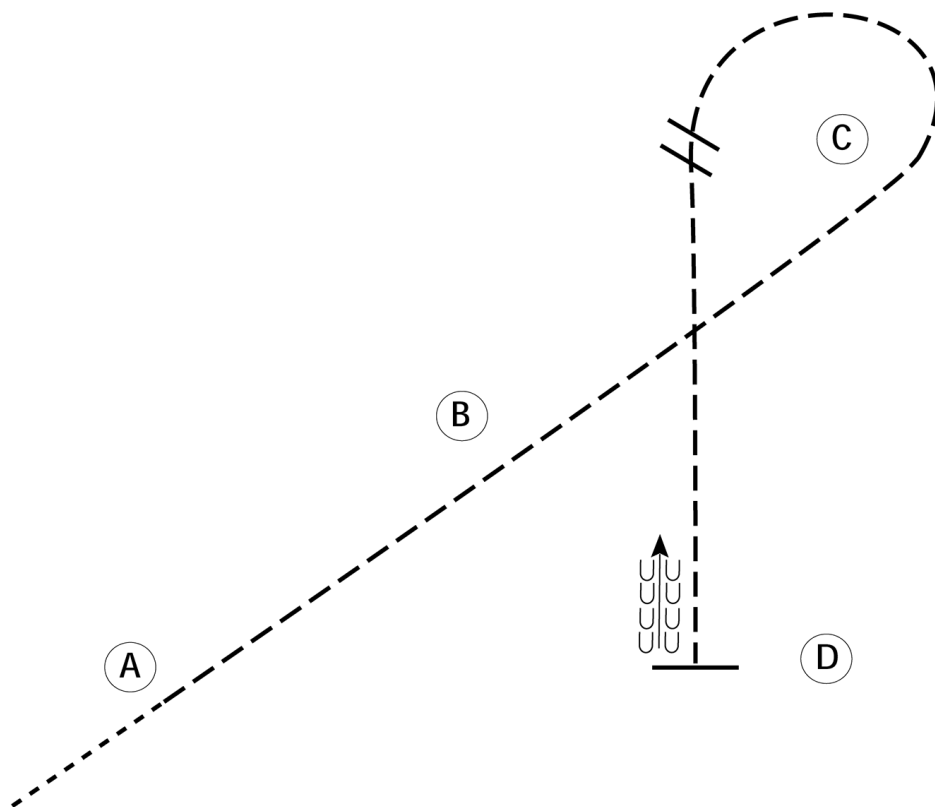
[HSE/1-3]

Pattern Provided by:

TUSS NOV 2022

W/T ENGLISH EQUITATION (18 & UN, 19 & OV)

Show Date: 11-05-2022



Be ready before A.

1. Walk to A.
2. Sitting trot to B.
3. Posting trot on the right diagonal to and around C.
4. At C, change diagonals.
5. Posting trot on the left diagonal to D.
6. Stop at D. Back approximately one horse length.
7. Follow the instructions of your ring steward.

Walk	-----
Trot	- - - - -
Extended Trot	-----
Canter	—————
Leg Yield	
Lead Change	↙ ↘
Back	← ← ← ← ←
Marker	⊙
Sidepass	← — — — — →
Hand Gallop	—————

[HSE/WT-14]

Pattern Provided by:

www.HorseShowPatterns.com

www.HorseShowPatterns.com